

[Type the document title]

Gulbarga Electricity Supply Company Limited

ಗುಲ್ಬರ್ಗಾ ವಿದ್ಯುತ್ ಸರಬರಾಜು ಕಂಪನಿ ಲಿಮಿಟೆಡ್

Application For Name Change/Transfer of Connection

ಹೆಸರು ಬದಲಾವಣೆ / ಸಂಪರ್ಕದ ವರ್ಗಾವಣೆಗಾಗಿ ಅರ್ಜಿ

Step 1: Enter the login details

Apply for Service

Mobile No

OTP/Password

4bF7d5 Type here

Forgot Password | New user? Register here

Submit

Check Your Application Status

Select Department

Select Service

Enter your Application ID

Check Status Now

© All Rights Reserved Powered by SERVICEPLUS

Step 2 : Citizen Login will be displayed

Menu

- Apply for services
- View Status of Application
- Messages & Alerts

ABOUT SERVICE PLUS

Welcome to Service Plus

ServicePlus is a generic application to provide an electronic delivery for all the services provided by The Government to The citizen. The Government of India, State Governments and Local Governments are providing various services to benefit the citizens at Centre, State or Local level primarily Government to Citizen (G2C) and Government to Business (G2B). The services provided are either demand driven or mandated by the legislation. The services provided by Government can be categorized as:

1. Regulatory Services: Regulatory services are services like trade licence, permit for construction of a building etc that can be denied by the Government.
2. Statutory Services: Statutory services are services like Issuance of Birth/Death certificate which cannot be refused by Government.
3. Developmental Services: Developmental Services are services or schemes provided by Government for the benefit of citizens like NREGS, IAY, Old age Pension etc.

The following are the salient features of the software -

1. Service(s) will be created online
2. Citizens will be submitting applications online
3. Service units will be able to receive application online
4. Service units will be able to verify documents and application fee online
5. Service units will be able to escalate application to some other person, in the case of absence of dealing authority, online
6. Citizens will be monitoring Application status online
7. Private Service Access Providers will be participating in the application receipt/submission and service delivery process online message.ekyc.add.mapping>Please add atleast one mapping

DTE-Original cert...docx Application for C...docx Application for re...docx Application for P...docx Show all X

Type here to search ENG US 13:34 05-08-2020

[Type the document title]

Step 3 : Search the required service and click to open

The screenshot shows the Seva Sindhu application portal. The header includes the logo of the Government of Karnataka and the text 'ಸೇವಾ ಸಿಂಧು Seva Sindhu'. Below the header, there is a navigation menu on the left and a main content area. The main content area displays a table of services available for Karnataka. The table has columns for SL.No., Service Name, Department Name, and State. The services listed include Accident Relief Fund-KSRTC, Accident Relief Fund - NEKRTC, Accident Relief Fund-NWKRTC, Acid Victim Pension, Admission for Morarji Desai Residential school - Minority Welfare Department, Admission for Pre and Post matric hostels - Minority Welfare Department, Agricultural Family Member Certificate / ಪ್ರಮಾಣಿಯಾರದ ಕುಟುಂಬದ ವ್ಯಕ್ತಿಗಳಿಗಾಗಿ ಪ್ರಮಾಣ ಪತ್ರ, Amendment of Bye Laws of Souharda co-operative society, and Amendment of License to Manufacture Insecticides.

SL.No.	Service Name	Department Name	State
1	Accident Relief Fund-KSRTC	Karnataka State Road Transport Corporation	KARNATAKA
2	Accident Relief Fund - NEKRTC	NEKRTC	KARNATAKA
3	Accident Relief Fund-NWKRTC	NWKRTC	KARNATAKA
4	Acid Victim Pension	Directorate of Social Security and Pensions	KARNATAKA
5	Admission for Morarji Desai Residential school - Minority Welfare Department	Minority Welfare Department	KARNATAKA
6	Admission for Pre and Post matric hostels - Minority Welfare Department	Minority Welfare Department	KARNATAKA
7	Agricultural Family Member Certificate / ಪ್ರಮಾಣಿಯಾರದ ಕುಟುಂಬದ ವ್ಯಕ್ತಿಗಳಿಗಾಗಿ ಪ್ರಮಾಣ ಪತ್ರ	Revenue Department	KARNATAKA
8	Amendment of Bye Laws of Souharda co-operative society	Registrar of Cooperative Societies	KARNATAKA
9	Amendment of License to Manufacture Insecticides	Agriculture Department	KARNATAKA

Step 4 : Fill the Applicant Details & Photocopies details

The screenshot shows the Seva Sindhu application portal with the application form for Gulbarga Electricity Supply Company Limited. The form is titled 'Application For Name Change/Transfer of Connection ಹೆಸರು ಬದಲಾವಣೆ / ಸಂಪರ್ಕದ ವರ್ಗಾವಣೆಗಾಗಿ ಅರ್ಜಿ'. The form fields are as follows:

Field	Value
Location (Section)	HADAGALI
RR Number	HLL100
Name of Existing Consumer Name	G SHESHIDHARA SHETTI
Email ID	govindgowda6@gmail.com
Contact No	9343264642
Consumer Address	S/O HUCHAINNA SHETTI
Reading Date	02/09/2020
Present Reading	382
Name of Transferee	Rajesh
Transferee Mobile No	9956253522
Address of Transferee	Krishna temple street httr

[Type the document title]

Step 5 : Click on I agree checkbox and fill the Captcha Code as given & Submit

The screenshot shows a web browser window with the URL `serviceonline.gov.in/configureka/renderApplicationForm.do?serviceId=5720001&UID=cf4315a-324d-4c94-a49a-42e16bdb4298&OWASP_CSRFTOKEN=WSKK-TJEC-117-870L-FNNR-V22B-1HOU-EK95&appli...`. The form contains the following fields:

- Reading Date: 02/09/2020
- Present Reading: 382
- Name of Transferee: Rajesh
- Transferee Mobile No: 9956253522
- Address of Transferee: krishna temple street
htrtr
- Reason for Transfer: ದೃಢೀಕರಣ

Below the form is an "Additional Details" section with a dropdown menu set to "GESCOM (STATE)".

A "Word verification" section displays the text "jw62ka" and a captcha image. Below it is a text input field containing "jw62ka".

At the bottom right of the form are buttons for "Draft", "Submit", "Close", and "Reset".

The footer of the page includes logos for the Ministry of Panchayati Raj, Digital India, data.gov.in, india.gov.in, Daily, and PMINDIA. It also contains a disclaimer: "Site is technically designed, hosted and maintained by National Informatics Centre. Contents on this website is owned, updated and managed by the Ministry of Panchayati Raj. POWERED BY SERVICEPLUS".

Step 6: A fully filled form will be generated for user verification

The screenshot shows the same web browser window with the URL `serviceonline.gov.in/configureka/applyPageForm.do?OWASP_CSRFTOKEN=WSKK-TJEC-117-870L-FNNR-V22B-1HOU-EK95&UID=73abed5c-7bb8-492e-94d9-c1e75186ec17`. The page header includes the Seva Sindhu logo and the text "ಸೇವಾ ಸಿಂಧು Seva Sindhu Application for Departmental Ex".

A "Menu" sidebar is visible on the left with options: "Apply for services", "View all available services", "View Status of Application", and "Messages & Alerts".

The main content area shows a "message draft@office" and an "Application Form" with the following details:

Location (Section):	HADAGALI
RR Number:	HL100
Name of Existing Consumer Name:	G SHESHIDHARA SHETTI
Email-ID:	govindgouda8@gmail.com
Contact No.:	9343264642
Consumer Address:	S/O HUCHANNA SHETTI
Reading Date:	02/09/2020
Present Reading:	382
Name of Transferee:	Rajesh
Transferee Mobile No:	9956253522
Address of Transferee:	krishna temple streethtrtr
Reason for Transfer:	ದೃಢೀಕರಣ
Username:	SevaSindhu
hdnservicename:	nc

[Type the document title]

Step 7 : click on Attach Annexure

The screenshot shows a web browser window with the URL `serviceonline.gov.in/configureka/applyPageForm.do?OWASP_CSRFTOKEN=WSKK-TJEC-1117-87OL-FNNR-V22B-1HOU-EK95&UID=73abed5c-7bb8-492e-94d9-c1e75186ec17`. The page displays the following details:

- Contact No: 9543264942
- Consumer Address: S/O HUCHANNA SHETTI
- Reading Date: 02/09/2020
- Present Reading: 382
- Name of Transferee: Rajesh
- Transferee Mobile No: 9956253522
- Address of Transferee: Krishna temple streethite
- Reason for Transfer: dgdlg
- Username: SevaSindhu
- hdnservicename: nc

Additional Details:

- Apply to the Office: GESCOM (STATE)
- Draft Reference No: Draft_GE0015/2020/00113

At the bottom of the form, there are buttons for "Attach Annexure", "Edit", "Cancel", and "Click here to initiate new application". The footer includes logos for the Ministry of Panchayati Raj, Digital India, data.gov.in, india.gov.in, Daily, and PMINDIA.

Step 8: Attach the annexures and save them

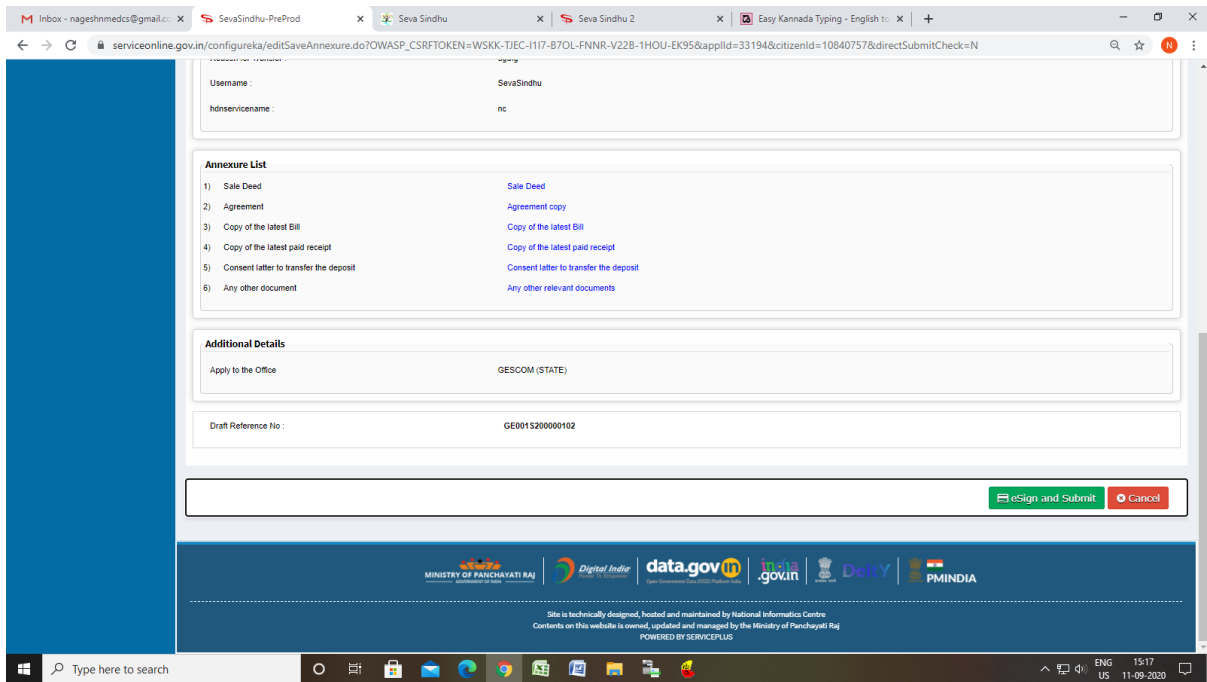
The screenshot shows the "ATTACH ENCLOSURE(S)" section of the application form. It contains a table with the following columns: "Enclosure(s)", "Enclosure Document", and "File/Reference".

Enclosure(s)	Enclosure Document	File/Reference
Sale Deed	Sale Deed Document Format	Choose File sample.pdf Scan Fetch from DigLocker
Agreement	Agreement copy Document Format	Choose File sample.pdf Scan Fetch from DigLocker
Copy of the latest Bill	Copy of the latest Bill Document Format	Choose File sample.pdf Scan Fetch from DigLocker
Copy of the latest paid receipt	Copy of the latest paid receipt Document Format	Choose File sample.pdf Scan Fetch from DigLocker
Consent letter to transfer the deposit	Consent letter to transfer the deposit Document Format	Choose File sample.pdf Scan Fetch from DigLocker
Any other document	Any other relevant documents Document Format	Choose File sample.pdf Scan Fetch from DigLocker

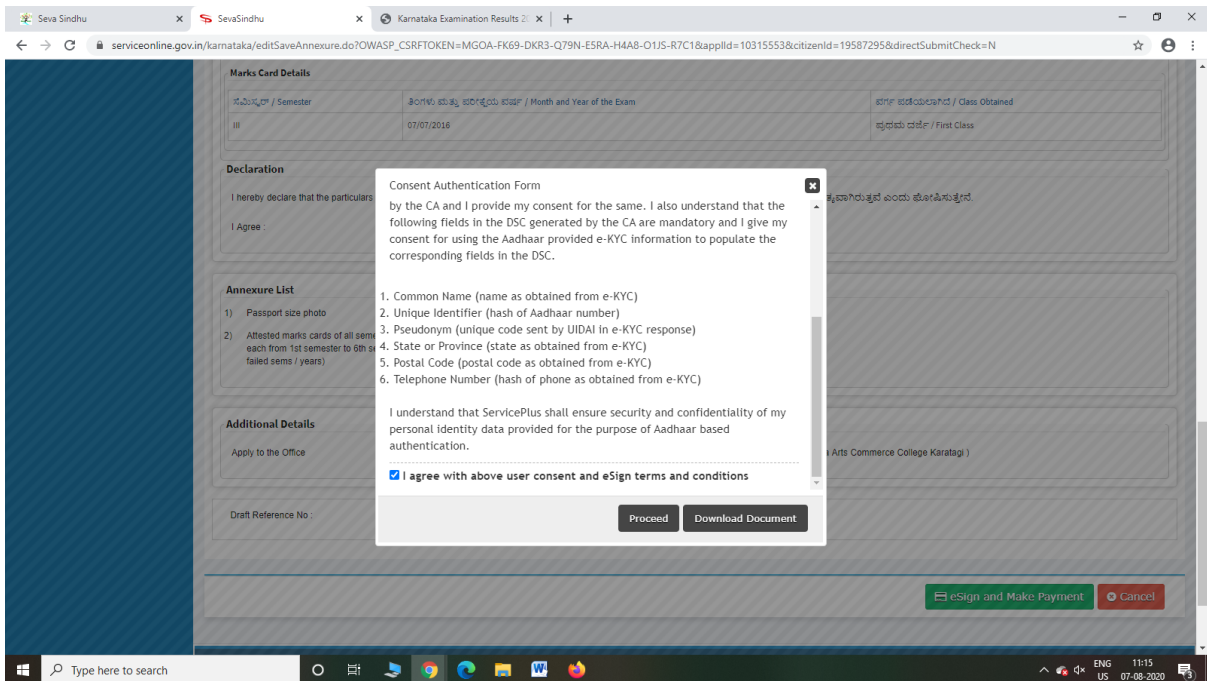
At the bottom of the section, there are buttons for "Save Annexure", "Cancel", and "Back".

[Type the document title]

Step 9: Saved annexures will be displayed

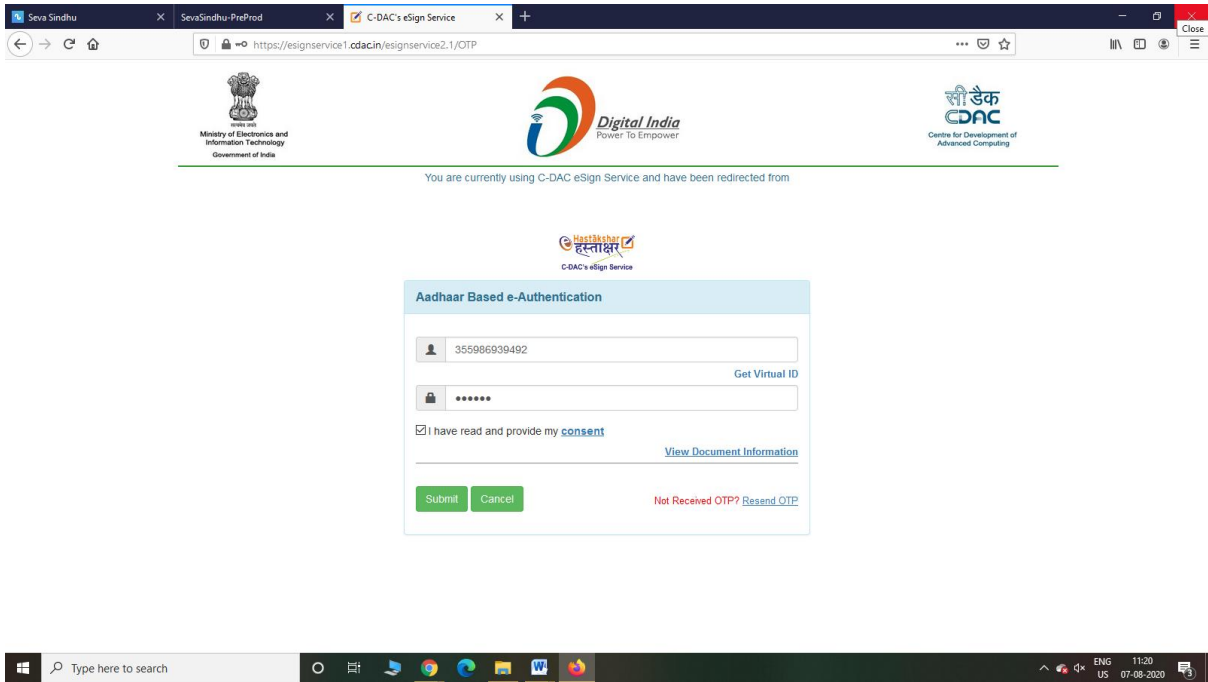


Step 10 : Click on e-Sign and proceed



[Type the document title]

Step 11: eSign page will be displayed. Fill Aadhar number to get OTP and proceed to submit



Step 12: After submit is Successful, Sakala acknowledgement will be generated

